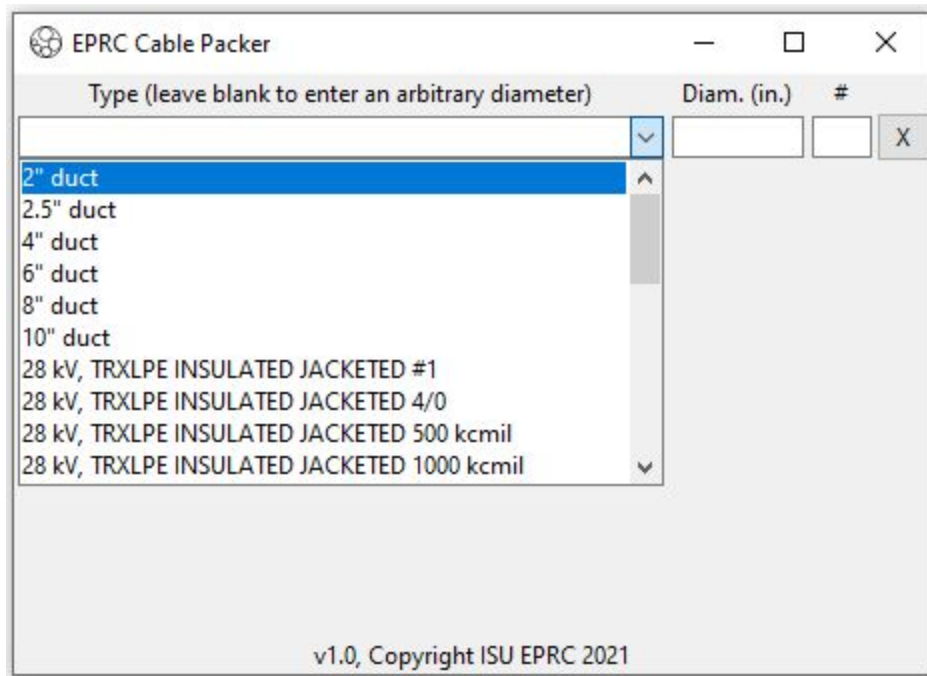


Demo of the existing software

EPRC Cable Packer

Type (leave blank to enter an arbitrary diameter)	Diam. (in.)	#
<input type="text"/>	<input type="text"/>	<input type="text"/>

v1.0, Copyright ISU EPRC 2021



EPRC Cable Packer

Type (leave blank to enter an arbitrary diameter)	Diam. (in.)	#
2" duct	2	

Add Row GO

v1.0, Copyright ISU EPRC 2021

EPRC Cable Packer

Type (leave blank to enter an arbitrary diameter)	Diam. (in.)	#	
2" duct	2	2	X

Add Row GO

v1.0, Copyright ISU EPRC 2021

EPRC Cable Packer

Type (leave blank to enter an arbitrary diameter)	Diam. (in.)	#	
2" duct	2	2	X
			X
15 kV, TRXLPE INSULATED 300 kcmil			
15 kV, TRXLPE INSULATED 500 kcmil			
15 kV, EPR INSULATED #2			
15 kV, EPR INSULATED 1/0			
15 kV, EPR INSULATED 4/0			
15 kV, EPR INSULATED 500 kcmil			
15 kV, EPR INSULATED 1000 kcmil			
600 VOLT, INSULATED, TRIPLEX 1/0			
600 VOLT, INSULATED, TRIPLEX 4/0			
600 VOLT, INSULATED, TRIPLEX 350 kcmil			

v1.0, Copyright ISU EPRC 2021

EPRC Cable Packer

Type (leave blank to enter an arbitrary diameter)	Diam. (in.)	#	
2" duct	2	2	X
15 kV, EPR INSULATED 4/0	1.33	4	X

Add Row GO

v1.0, Copyright ISU EPRC 2021

EPRC Cable Packer

Type (leave blank to enter an arbitrary diameter)	Diam. (in.)	#	
2" duct	2	2	X
15 kV, EPR INSULATED 4/0	1.33	4	X
28 kV, TRXLPE INSULATED JACKETED 500 kcmil	1.84	2	X
600 VOLT, INSULATED, QUADRAPLEX 1000 kcmil	1.3	1	X

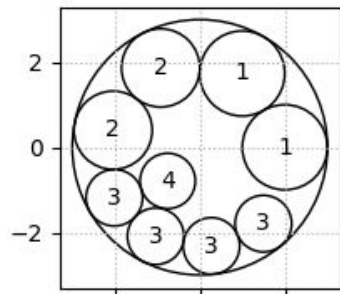
Add Row GO

v1.0, Copyright ISU EPRC 2021

Figure 1

6 in. bore, valid = True

Cables remaining



1: 2" duct

2: 28 kV, TRXLPE INSULATED JACKETED 500 kcmil

3: 15 kV, EPR INSULATED 4/0

4: 600 VOLT, INSULATED, QUADRAPLEX 1000 kcmil



x=-2.35 y=-0.39

EPRC Cable Packer

Type (leave blank to enter an arbitrary diameter)	Diam. (in.)	#	
2" duct	2	2	X
15 kV, EPR INSULATED 4/0	1.33	4	X
28 kV, TRXLPE INSULATED JACKETED 500 kcmil	1.84	2	X
600 VOLT, INSULATED, QUADRAPLEX 1000 kcmil	1.3	1	X

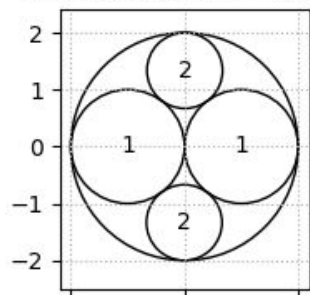
Add Row

GO

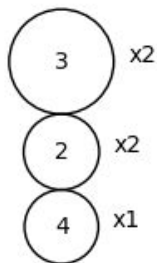
v1.0, Copyright ISU EPRC 2021

Figure 1

4 in. bore, valid = False



Cables remaining



1: 2" duct

2: 15 kV, EPR INSULATED 4/0

3: 28 kV, TRXLPE INSULATED JACKETED 500 kcmil

4: 600 VOLT, INSULATED, QUADRAPLEX 1000 kcmil



EPRC Cable Packer

Type (leave blank to enter an arbitrary diameter)	Diam. (in.)	#	
2" duct	2	2	X
15 kV, EPR INSULATED 4/0	1.33	4	X
28 kV, TRXLPE INSULATED JACKETED 500 kcmil	1.84	2	X
600 VOLT, INSULATED, QUADRAPLEX 1000 kcmil	1.3	1	X

Add Row

GO

v1.0, Copyright ISU EPRC 2021